


# Duct Heater 22



TUTCO Farnam Inline Duct Heaters are expertly designed to meet the demanding requirements of commercial and industrial process applications. Engineered for durability and efficiency, these heaters deliver reliable performance with fast heat-up and cool-down times, making them ideal for heating large volumes of air. Below are the key features that make these heaters a dependable choice for a variety of industries:

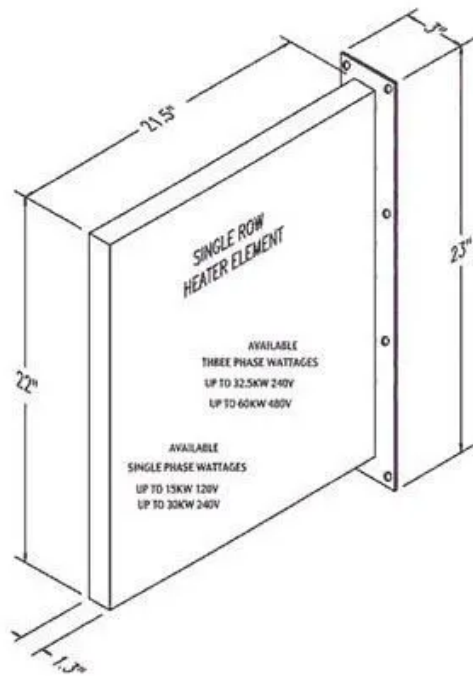
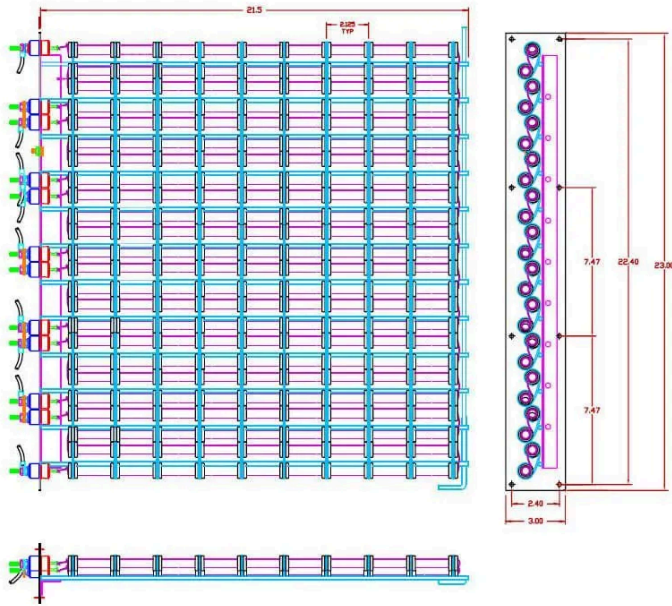
- The rugged, efficient, open Frame Duct Heaters offer you the capability to heat large volumes of air with fast warm-ups and cool-downs.
- Our open design provides low pressure drops with no build up of excessive temperatures and the low static pressures allow you to use smaller, more economical blowers.
- Coils are exposed directly to the air flow enabling immediate heat transfer from wire to air while remaining relatively cool themselves.
- A range of sizes are available to meet your specific needs - including voltages up to 480 volts - single and three phase.
- The Frame Duct Heaters have a long history of trouble free service and are easy to install.
- This heater is intended for use in commercial and industrial processes only, not residential or commercial HVAC.
- Horizontal mounting preferred.



MAX WATT	MAX INLET	MAX EXHAUST	MIN SCFM	MAX SCFM
48000 W	800° F	800° F	700	25000

## Wattage and Voltage Options

0.5kW-2.5kW, single phase, 120V  
0.5kW-30.0kW, single phase, 208V  
0.5kW-34.0kW, single phase, 240V  
0.5kW-42.0kW, single phase, 380V  
0.5kW-48.0kW, single phase, 480V  
0.5kW-30.0kW, three phase, 208V  
0.5kW-34.0kW, three phase, 240V  
0.5kW-42.0kW, three phase, 380V  
0.5kW-48.0kW, three phase, 480V



## Resources



## **BROCHURES**

Duct Heaters



## **MANUALS**

Quickstart Guide  
DH22 Diagram



## **DRAWINGS**

Duct 22 Dimensions



## **3D DRAWINGS**

Duct 22 .STP